

# St. Anne's



Edition Two

December 2022

# Magazine

# Contents

Axolotl Facts  
Football Report  
Certificates  
Jelly Story  
Super Dog and Super Cat  
Design your own Christmas Tree  
Mission to the Pole  
Mission Together  
Lost But Helped  
Stop Air Pollution  
Cutest Animals  
The Two Gods  
Top 5 Disney films  
OPAL  
Top 5 Richest Men  
World Cup Predictions  
Ways to shorten your texting  
Origami  
Christmas Craft Ideas  
Christmas Party Pastries  
Christmas Quiz  
Christmas Word search  
Ultimate word search  
Make your own school uniform

Writers: *Fraser, Jack,, Dexter, Reuben, Dimitrios, Clodagh, Isabel,, Monika, Bonnie,, Ellen, Isla H, Isla G, Emelia,, Mabel, Conan, Ethan, Felix, Curtis, Chanel and Harry.*

AXOLOTL FACTS:

Axolotls live for about 5 years in their adult stage.  
Axolotls can regenerate limbs after being cut off.  
Axolotls eat worms and insects.  
Axolotls were first discovered in Mexico.

Here is a axolotl spot the difference:

By Dim



## Football Report by Monika.

The first team we played was a team called Mablins lane from Crewe. Sadly, they score just five minutes in. After that we were so close to a goal but no. Then they scored again. Straight after the centre kick, one of their players booted it in the goal. Unfortunately, the score is now 3 nil. After this we were cheering St. Anne's on so their confidence didn't fall! Sasha nearly scored but sadly missed. There was a cross in but Fraser was just too far away. Sadly, the match ended and we headed inside to keep warm. 😊

After a snack, drink and a team talk we headed back onto the pitch to play against Pear Tree from Nantwich. Pear Tree nearly scored from a free kick but thanks to Clodagh's great save it didn't go in. A minute later, after a tough challenge for Clodagh they scored. It was nearly a goal from Trey but it was just too high. Straight after this, there was a free kick to Pear Tree right in front of the goal. Luckily, Camden, Jakub and Fraser blocked it with their back. Surprisingly there was another free kick to Pear Tree again by the goal. It was blocked by the wall again. There was another goal to Pear Tree. The score is now 2 nil. We hope that we can make a comeback. Camden was close to scoring but the goalie just about saves it. Sadly, one of the Pear Tree players booted it on the cross bar and went straight into the goal not giving Clodagh a chance to save it. Just as the match was about the end, Pear Tree crossed it across and their player tapped it in! The match ended and Clodagh was upset even though she did amazing!

Our final match was against a team called Quinta from Congleton. This time we were confident that we wanted to win!! Only one minute in Camden scored a great goal. It was nearly a second goal from Clodagh but it was just too high. Quinta nearly scored but it hit the goal post. A free kick to us that Fraser took but just about missed the goal. A really close goal to Quinta but Trey saved it well. The score still 1 nil to us. Nearly another goal to us from a cross in by Camden but Sam wasn't in time to get it in. A fabulous cross in from Jakub and GOAL!!!! By Camden. The score is now 2 NIL TO US!! Finally, we have won our first match! The match ended soon after this. Sadly, we didn't get through to the next round but the main part is that we all really enjoyed it. We headed back to school with massive smiles on our faces.

Written by St Annes' journalist Monika in year 6.

## CERTIFICATES

By Emelia

Every Friday the teachers or TA's choose 2 or more pupils to be a winner of a star of the week, Gospel value or a lunchtime award! Here is a small explanation of them!

Star of the week – This is a certificate if you have been up and beyond brilliant! You could get it for good writing, being a role model to the class and much much more! You even get a little sticker for having a certificate 😊



Gospel Values – The gospel value is the most Important certificate because it is when a teacher sees you caring for one another, for being what God would want you to be! 😊

This is some things you could for it ----->

Lunchtime awards- our newest edition to certificates! Been a nice, loving person at lunch time? Well there is a high chance you will get one 😊 Any staff member can give you this as long as its at lunch because it's a lunch time award!!

Reasons you can get this:

- Helping at tidy up time!
- Being kind and inviting people into games 😊
- Helping a hurt pupil

And many more!!

## SUPERDOG AND SUPER CAT! By Ethan Yr5

!



### Introduction to the HEROS!

Superdog was a superhero that protected the town of Swellview. Superdog has a sidekick that was called Supercat, supercat was a cat that would help superdog. Superdogs power was laser eyes, freeze breath, flying, super strength. Supercats powers were thundertail, fire hairballs, flying, x-ray vision.

### Introduction to the VILLANS!

There was a villan that was a hamster called Needo. He had a sidekick called Antman. Needos powers were teleportation, mind control, lightning balls, time control. Antmans powers were stuntgrowth, flying, telekinesis, cloning.



### The attack


Superdog and Supercat were flying through the city when they saw a big explosion that hit Star Towers. They flew over to see what happened and they figured out that it was **Needo and Antman**. They wanted to show the world They they take over the world but after Superdog and Supercat heard this they told themselves that they wont let that happen. Superdog and Supercat flew they started to hear bombs.

WE ARE  
FINISHED

We have now finished the story we will continue after

!CHRISTMAS!

# Jellys story. By Bonnie




Once upon a time there lived a small jelly fish called jelly , It is near to Christmas and jelly is going shopping to get some Christmas presents .but as jelly reached for a jumper for his grat aunt Tessie BUT THEN STELLA THESTING RAY AND STEVEN THE STING RAY came and .....

Find out in p2

Design your own Christmas tree

Fraser



Come to Fraser Year 5

Best one wins a prize!!!!





# Mission to the pole




By Jack and Reuben

Santa is missing!!!!!!!

We need your help. You will need to find your way through to the North Pole and try to find SANTA.

---



Well done you've made it through.

You've found a letter buried under a pile snow it says.

I was test flying my new sleigh For Christmas. When all of a sudden the magic failed and I came TUMBLING DOWN INTO I PILE OF SNOW. AND WALKED INTO A CABIN.

There are 3 cabins up ahead.

I decided to go to the most pleasant looking one The first had an angry snow man in it

The second one had an angry tree in it

Last one had Santa in it eating cookies. The end



## Mission

together is a charity that encourages children that live in places that can afford food, water, and shelter to donate to children that are less fortunate. So please donate now to help raise money for mission together.

To donate go into classroom and put money in the red box 😊

# Lost but helped by

Isla H year5

It was a cold winter morning , I sat up on my rusty bed staring out of my window it was Christmas eve I was excited .I made my way down to the fantastic smell. Dad had made some delouse pancakes .He squirted the golden syrup I couldn't wait to eat it.

## Midnight I got lost

I couldn't sleep at all I was to excited to see Santa . I put my cosy shoes, and walked out of the door I thought maybe if I went for a short walk I might be able to get to sleep at last .

## 1.00am Christmas morning

I was in the middle of a field I didn't know what to do I was so scared could I ever get back home I thought . One sec I thought what's that sound it sounds like Santa's bells he is hear.

## Santa's sleigh

Santa's red sleight landed on the field I ran as fast as I could to him ,HOP IN JOHN YOU MUST BE LOST I will TAKE YOU BACK

I COULD NOT BELIVIE IT WAS SANTA SANTA. The bells of he's sleigh helped me fall asleep .It was the most funniest Christmas I ever had.

THE END

# STOP AIR POLLUTION !!

By Monika Knapper Yr6



## Ways to stop it

Don't be lazy by going in a car if you could walk  
If it is too far to walk maybe you can go on a bike  
or scooter.

Take more public transport because if thirty people  
took their cars that's thirty times more air  
pollution than if they went on one bus.

You can plant plants in your garden or in your  
house because plants absorb carbon dioxide.

Try to avoid plastic bags when shopping.

Turn lights off when not in use. They consume carbon  
dioxide and produce O<sub>2</sub> via photosynthesis.

Top 5 Cutest Animals In The World! By Dexter Yr6

5



I would love to have this as a pet!



4 It's so cute



3 Oink! Oink!



2 They just make you want a cuddle!



1 I have never seen anything cuter in my life!

By Harry and Curtis

This is all about school

We have so much fun with all the play equipment. One of my favourite things is the trim trail because it has lots of things to climb on. My friends favourite thing is the field because we have lots of space to run about.

This is all about the forest

the forest is where we can build lots of dens and play lots of stone age and ion age like age. Plus you have lots of hiding places to hide and you can play tag. Also we have swings to go on and it is so fun.

All about the clubs

Football club is where some people go into the cage and play football so you get into teams and play football. Also we have MAGAZINE CLUB IS WHERE YOU CAN WRITE ABOUT THE SCHOOL AND DO COMICS AND OTHER THINGS. DODGE BALL IS WHERE YOU PLAY DODGE BALL INSIDE THE SCHOOL HALL AND YOU TRY AND HIT PEOPLE AND YOU ARE ON Teams.



Top5DisneyMovies by Dexter T

5.



Ohana means family.

4.



Let it goooo!

3.



We don't talk about Bruno!

2.



Hakuna matata.

1.



This movie is incredible



Opal is a great edition to our playground!

Some of the things that we have are the scooters, some jazzy music, water play, mud kitchen, lots of tires and swings in the forest. We also have access to the forest and the field and lots more!!!!

With our new wellie sheds we can wear our wellies in the forest and the field and even when its raining we can still play with our friends!!

We are all so happy opal came to create a better school! Hopefully our school carries on in this fabulous way!!!! Some more things to come are trampolines and a sand pit!!

At playtime there is no doubt that you won't see smiling faces and children having a great time!

We have asked some of the pupil what their thoughts were and they happily said " I look forward to coming to school because of Opal " and " Opal helps me make new friends because I am new to this school "

By Monika Knapper Yr6





# Top5 Richest People In The World!

5 Elon Musk



He bought Twitter!



Jeff Bezos .He is the chairman of Amazon!



3. Bill Gates

He is a business magnate! I don't even know what a business magnate is!

2.Warren Buffet



The amount of money he earns will shock you!



1.Bernard Arnault

He could buy a house with his pocket money!

# Which is going to win?

ClodaghY6. Brazil

FrazerY5. England

DimY6. Brazil

HarryY5. Brazil

DexterY6. France

Who do you think will win?

# WAYS TO SHORTEN YOUR TEXTING

By Clodagh

ETA: Estimated times of arrival

IDK: I don't know

LMK: Let me know

JK: Just kidding

IRL: In real life

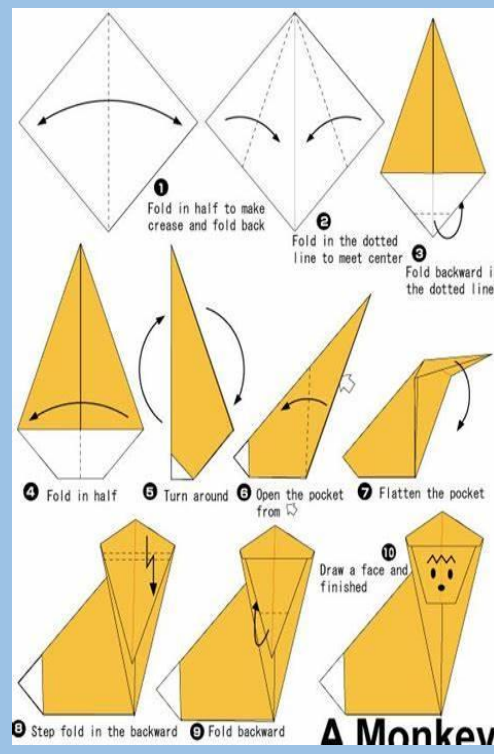
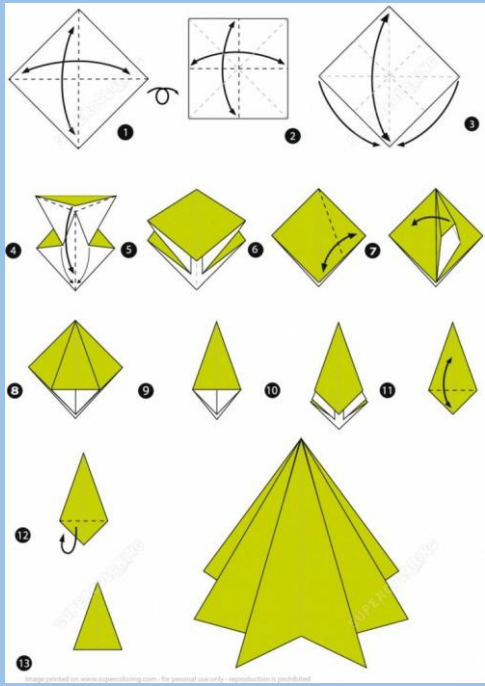
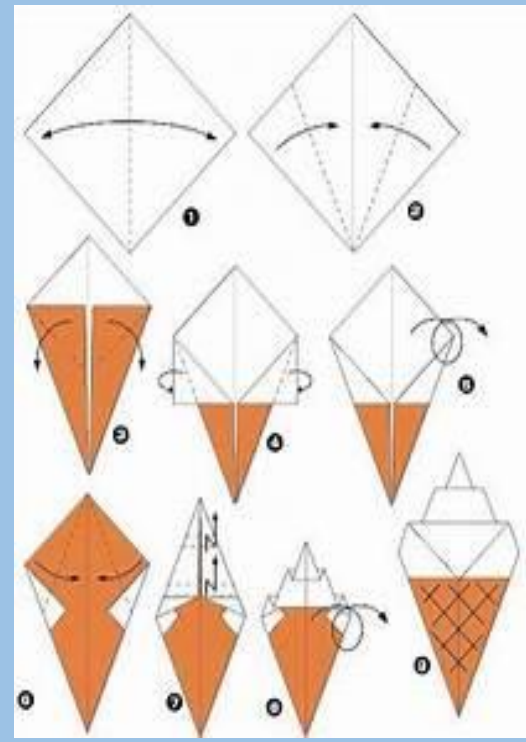
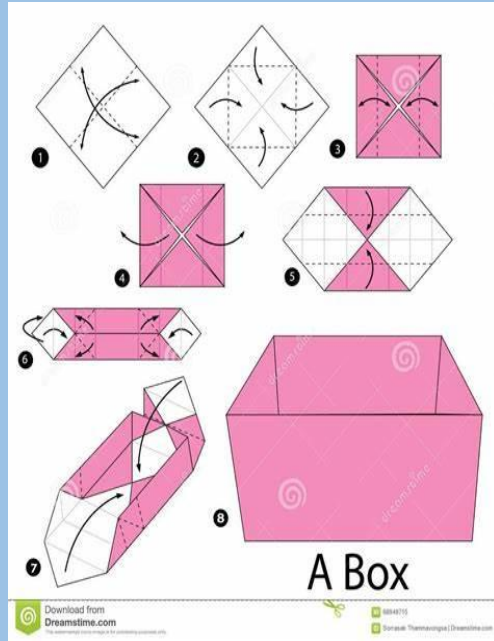
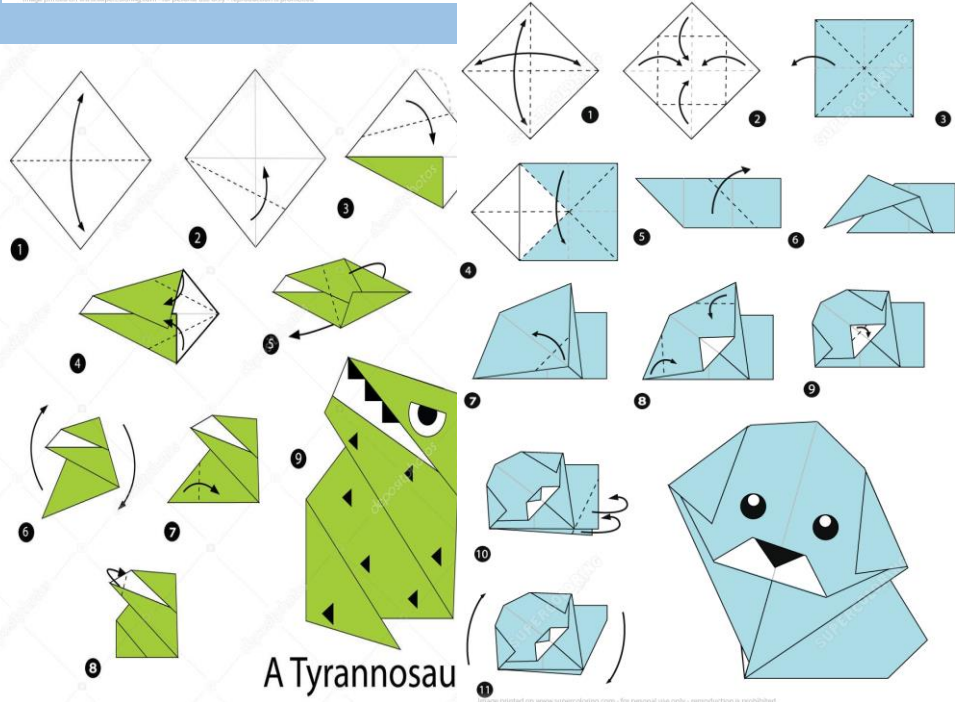

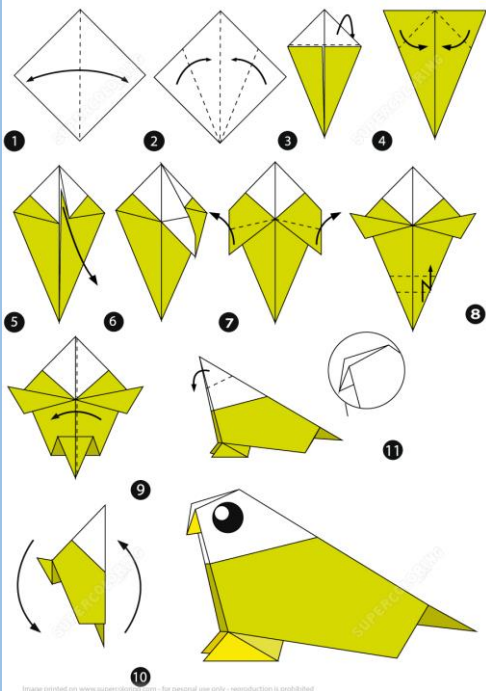
IMO: In my opinion

BTW: By the way

BRB: Be right back

# Origami

By Monika in year six  
do origami when you  
are bored 😊😊 ❤️❤️



# Top 5 home Christmas crafts ideas

## D.I.Y

### 1) THE GLITTERCONE

All you have to do is, find as many pinecones as you like, get some PVA glue and put it on the tips of the pinecone, get the colour glitter you like, sprinkle it on the pinecone, wait for it to dry, tie a ribbon the top of the pinecone, do a double knot and BOOM you have yourself a new Christmas tree ornament.



### 2) SNOWMAN PEBBLE ORNAMENT



First you have to find 3 flat, round pebbles, and get POSCA paint pens which look like the image below, you need to get the colours white black brown and orange (if not able to get white we suggest you use acrylic paint but do about 3 or more layers) Once you have done that, and let it dry, in the black POSCA paint pen and draw the face you want in dots on the first pebble, but then put 3 or more buttons down the middle of your snowman and then you have yourself your own pebble snowman.

### 3) SNOWMAN CAKECASE



All you need are 3 cupcake cases, some wool, orange and black felt tip pens, a ribbon and a hot glue gun. First, you take the 3 cupcake cases and with the hot glue gun, you put a little blob of glue on the side of the cake case. **WARNING!!! Please ask your parent so you don't burn yourself.** Do this with the other cases too, now you get the wool/string and tie a loose knot, then glue the button right in the middle of the knot. After, you need to draw a face with a carrot nose with your pens and finally, glue the ribbon on the top cake case. Now you have your own snowman ornament.

#### 4) MERRY STICKMAS



All you need is 3 lolly sticks, a piece of brown card (another option is a small piece of cardboard), some buttons and a small piece of yellow card (or white and you could colour it yellow) and finally you will need a hot glue gun or PVA glue. Step 1, you will need to stick the lolly sticks together in a triangle. Make sure to put them one on top of the other, but stick them together with the glue and wait a few minutes to let it dry. Next, cut out the yellow card/paper into a star and glue it on the top. Next you get your buttons and glue them on the lolly sticks. Or you could glue some glitter (the colour of your choice.) Then let it dry and finally, cut out the brown card/cardboard into a medium sized

square then glue the top of the front and stick on the back of the bottom lolly stick. Tie a ribbon/wool/string, but glue in the middle of the ribbon/wool/string to either the top of the star. Finally, let it dry then you can hang it on your Christmas tree to admire.

#### 5) FEET AND HANDS PAINT PICTURES



For this, you will need to get a bit messy. You will need brown and white paint and a bare hand or foot (depending on which one you choose) I will explain how to do Rudolph. So you need a clean, bare foot and dip it into the brown paint then stick it onto a plain white piece of paper and let it dry. Next you will need to get a dark brown marker/pen and draw antlers on the top of the foot but not on the toes. Next, get 2 googly eyes and glue them underneath the antlers but don't put them too close. Try to get them in line with each other then glue them on. Finally, you glue on a large, red pom pom at the bottom of the foot and then you are done.

By Isla G.

1: Christmas party pastry's by Chanel



Rudolf the red nose reindeer cookies.



2. Santa and Elf cookies with a lot of Frosting.

3: Small ginger bread men on a lolly pop plate.



4: Mittens, Christmas cookies, pillows and pepper mint cookies.



5:A cookie with frosting and Marshmallow on top

6: snowman snow globes.



7:Cute penguin cookies.

8:Christmas snoopi cookies



9:



Chocolate cookie cake.



10: beautiful snowflake cookies.



# Christmas













## Spot The Difference



Spot 6  
differ-  
ences

# Merry Christmas Word Search

Search for the words going up, down, left and right.

	c	h	r	i	s	t	m	a	s	s	
	t	o	s	d	t	r	e	e	u	t	
	w	l	a	m	a	a	s	v	l	o	
	i	e	c	a	l	t	t	h	i	c	
	n	g	k	r	e	n	n	g	g	k	
	k	n	h	a	s	a	e	i	h	i	
	l	a	i	t	n	s	s	e	t	n	
	e	g	u	s	i	o	e	l	s	g	
	g	l	i	t	t	e	r	s	z	m	
	f	r	u	d	o	l	p	h	l	l	



- |          |           |
|----------|-----------|
| tinsel   | presents  |
| sack     | Santa     |
| lights   | tree      |
| Rudolph  | sleigh    |
| glitter  | Christmas |
| angel    | twinkle   |
| stocking | star      |




ornament





Make your own School uniform (Winter edition!)

Draw your dream lunch



Don't forget what you need for lessons!



Emelia Y5

# ULTIMATE WORDSEARCH



## Camping



R Y M C T E G N I K I H N S F O J B X U P  
Q J N A H N V D Z S A L S I S L A M I N A  
M E M O R I E S F M W E P J B T S N C G H  
D O X P O S Q L M U R I C Z T A K A Y A K  
I C S J B C H O L T A G M E P N C T W F O  
F A Y Q E X C M T E C V R M O D I U S L G  
Z M O H U K J A A W P I F G I L T R M A E  
U P N Y G I M Q R L E E X C V N S E B S N  
D S K O F R T B W S L K R A J M G G Z H O  
N I G N I K O O C R O O D T U O N P M L I  
A T V A H T U J E G X B W F C I I Q D I T  
L E F C D Y A R H S N M Z U P E T K O G A  
S B O S W M I V T R A I L E R Q S J E H C  
I W T U L F Z S R Y G T E X D H A N S T A  
K N U M P I H C J E Q L A O K W O T I B V  
Y L D M C O M P A S S F B H N X R E G Z D  
B H A E J W K S M O R E S N I A T N U O M  
X C N R E T N A L Z V Q R D Y G C T F P R

air mattress  
animals  
batteries  
cabin  
campfire  
campsite  
canoeing  
chipmunk

compass  
flashlight  
hammock  
hiking  
insect repellent  
island  
kayak  
lantern

marshmallow  
memories  
mosquitoes  
mountains  
nature  
outdoor cooking  
raccoon  
reservation

roasting sticks  
s'mores  
sleeping bag  
summer  
swimming  
tent  
trailer  
vacation



